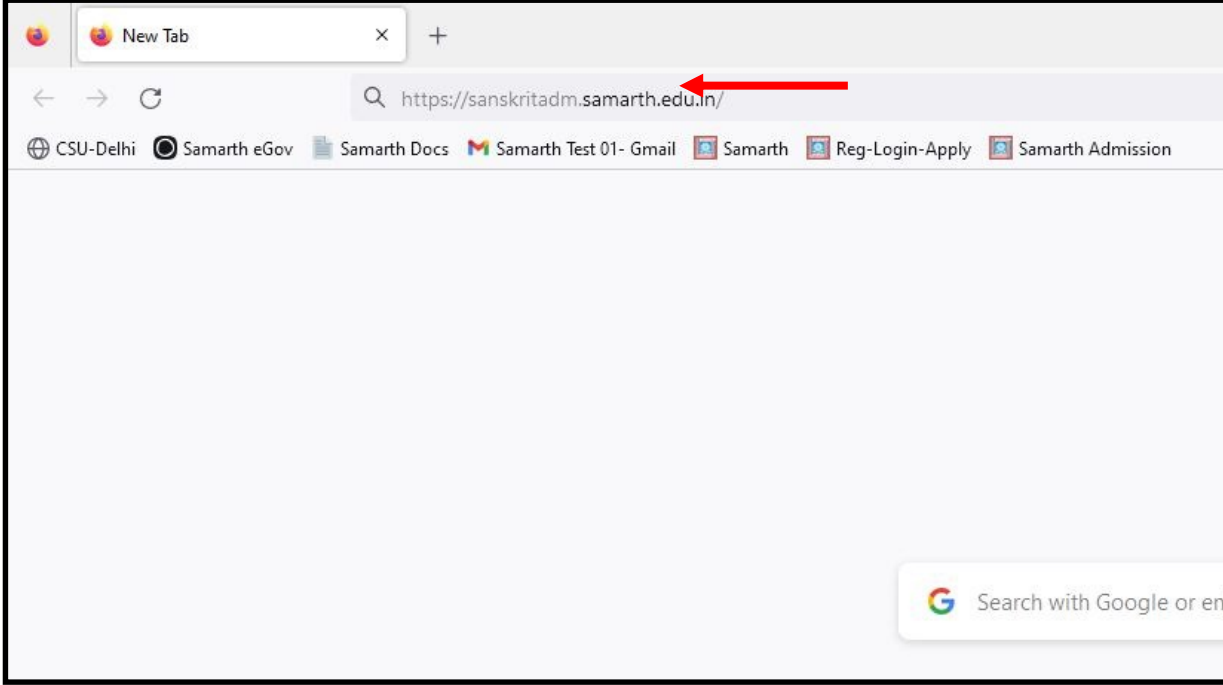


REGISTRATION PROCESS

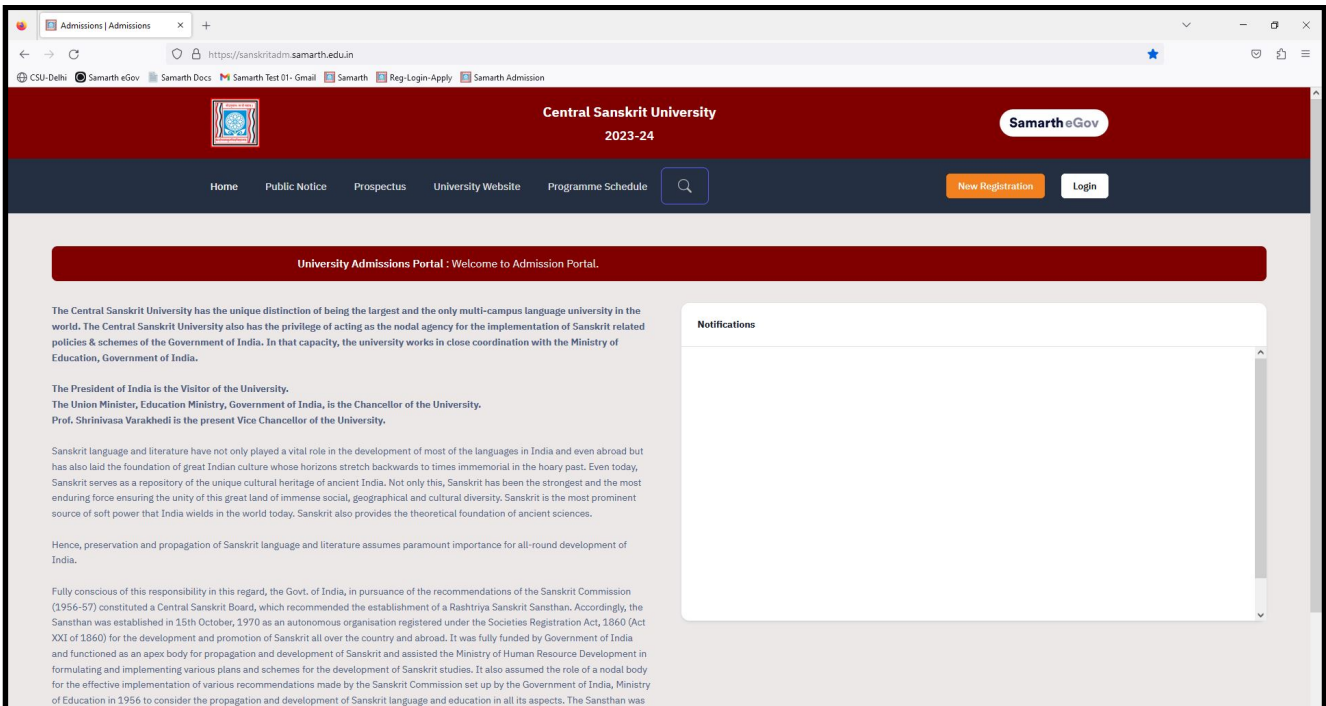
1. Open any web browser and type this URL and press Enter.

a. URL - <https://sanskritadm.samarth.edu.in/>

(वेब ब्राउज़र खोले और ऊपर दिया गया URL टाइप करे और एंटर दबाएं)



2. After Enter, Home page will be opened. Click on New Registration. (एंटर के बाद होम पेज खुलेगा)



3. After Clicking on New Registration, following form will be opened. (एंटर के बाद होम पेज खुलेगा)

SamartheGov

New Registration Login

Registration Form

Applicant's Full Name (As per class X/XII Marksheet) *

Enter Your Name.

Applicant's Date of Birth(As per class X/XII Marksheet) *

Enter your DOB

Applicant's Email (Please use your own email as this will be your USERNAME and will be used for all official communication) *

Your Email ID will be your User Name.

Re-Enter Applicant's Email Address *

Again enter your Email

Password (Minimum 6 characters) *

Enter password.

Re-Enter Password *

Again enter password

Mobile Number *

Enter mobile number.

Re-Enter Mobile Number *

Again enter your mobile no.

Captcha Verification (Type the text shown in the image)

3248361

Enter Captcha.

Click on the text to change

Register

4. Fill all the details correctly and click on Register.

The screenshot shows a registration form with a date picker calendar open. The calendar is for May 2023, with the 6th highlighted. The form fields include:

- Date of Birth:** A field with a red border and a warning icon. Below it is the error message: "Applicant's Date of Birth cannot be blank." A red arrow points from the calendar's date 6 to this field.
- Applicant's Email:** A field with the placeholder text "Applicant's Email Address".
- Re-Enter Applicant's Email Address:** A field with the placeholder text "Confirm Email Address".
- Password:** A field with the placeholder text "Password".

At the top of the form, there are buttons for "New Registration" and "Login".

Choose your Date of Birth from Calendar.

Applicant's Email (Please use your own email as this will be your USERNAME and will be used for all official communication) *

 ✓

Re-Enter Applicant's Email Address *

 ✓

Password (Minimum 6 characters) *

 ✓

Re-Enter Password *

 ✓

Mobile Number *

 ✓

Re-Enter Mobile Number *

 ✓

Captcha Verification (Type the text shown in the image)

3248361

 ✓

* Click on the text to change

[Click here](#)

5. After clicking on Register, Verify Account page will be opened.

Central Sanskrit University
2023-24

SamartheGov

Home Public Notice Prospectus University Website Programme Schedule

New Registration Login

Your account is created successfully. Please enter the "Verification Code" sent to your registration details.

Verify Account

Please do not refresh this page.
Time remaining to enter the OTP: 14 min 49 sec

Reset Password
Enter the OTP you received on your email sa*****@gmail.com to verify your account.
OTP received on Mail

Captcha Verification
122218

* Click on the text to change

Submit OTP

6. Fill the OTP and Captcha and then click on Submit OTP.

Central Sanskrit University
2023-24

SamartheGov

Home Public Notice Prospectus University Website Programme Schedule

New Registration Login

Your account is created successfully. Please enter the "Verification Code" sent to your registration details.

Verify Account

Please do not refresh this page.
Time remaining to enter the OTP: 13 min 57 sec

Reset Password
Enter the OTP you received on your email sa*****@gmail.com to verify your account.
OTP received on Mail

915118 ✓

Captcha Verification
122218

722218 ✓

* Click on the text to change

Submit OTP

7. After clicking on submit OTP, Verification message will be displayed.

Central Sanskrit University
2023-24

SamartheGov

Home Public Notice Prospectus University Website Programme Schedule

New Registration Login

Account verified successfully. Please login to start your application process.

Verify Account

Please do not refresh this page.
Time remaining to enter the OTP: 13 min 57 sec

Reset Password
Enter the OTP you received on your email sa*****@gmail.com to verify your account.
OTP received on Mail

915118 ✓

Captcha Verification
122218

722218 ✓

* Click on the text to change

Submit OTP

LOGIN AND FORM FILLING PROCESS

- Now, you can click on Login. After clicking on Login, login page will be opened. Enter your Email ID, password and Captcha and then click Login.

The image shows a screenshot of the Samarth eGov login page. The page has a dark red header with the 'Samarth eGov' logo. Below the header, there are two buttons: 'New Registration' (orange) and 'Login' (white). The main content area is titled 'Registered User Login'. It contains four input fields: 'Enter Registered Email ID *', 'Password *', 'Captcha Verification' (with the text '228666'), and 'Type the text'. Below these fields is a green 'Login' button. At the bottom, there are two links: 'Forgot Password? Click to Reset your Password' and 'Resend Account Verification Code'. Four red arrows point from the input fields and the 'Login' button to four orange callout boxes on the right: 'Enter your Email', 'Enter your password', 'Enter above captcha', and 'Click here'.

Samarth eGov

[New Registration](#) [Login](#)

Registered User Login

Enter Registered Email ID *

Enter Registered Email ID

Enter your Email

Password *

Password

Enter your password

Captcha Verification

228666

Type the text

Enter above captcha

Click on the text to change

Click here

[Login](#)

[Forgot Password?](#) Click to Reset your Password

[Resend Account Verification Code](#)

9. After login, candidate's home page will be opened. Now click on Profile button.

Central Sanskrit University
2023-24

Samarth eGov

Home Public Notice Prospectus University Website Programme Schedule

Raj Kumar Rai

Form Status

Registration

- Fill Profile Details
- Select Programme/s
- Payments

Quick Links

- Change Registered Email
- Change Registered Mobile Number

Welcome Raj Kumar Rai!

You can now begin filling your application for JAN-2023-24 in Central Sanskrit University.

Complete your profile by providing some additional details before proceeding for Programme Selection.

Update

Click here

10. After clicking on Profile button, Profile Page will be opened, then fill the details.

Personal Details

Full Name of the Applicant *

Raj Kumar Rai

Applicant's Gender *

Male

Name of the Applicant in Devanagari/Sanskrit *

राज कुमार राय

Applicant's Date of Birth *

4 April 2004

Age as on Jul 1, 2023 *

19 Years 2 Month 28 Days

Applicant's Registered Email *

samarth.teste.01@gmail.com

Registered Mobile Number *

9455405435

Are you citizen of India ? *

Select

Category *

Select

General

OBC (Central List, Non Creamy)

SC

ST

EWS

Religion *

Select

Select your Category

11. If you choose your category as OBC, SC or ST, fill the following details.

Age as on Jul 1, 2023 *
19 Years 2 Month 28 Days ✓

Category *
OBC (Central List, Non Creamy) ✓

Category Certificate No
[Redacted]

Category Certificate Issuing Date
Select Date

12. If you choose your category as EWS, fill the following details.

Age as on Jul 1, 2023 *
19 Years 2 Month 28 Days ✓

Category *
EWS ✓

Category Certificate No
[Redacted]

Category Certificate Issuing Date
Select Date

Annual Family Income
[Redacted]

13. Fill the Rest of the details.

Age as on Jul 1, 2023 *
19 Years 2 Month 28 Days ✓

Category *
OBC (Central List, Non Creamy) ✓

Category Certificate No
9876543210 ✓

Category Certificate Issuing Date
Select Date ✓

Alternate Email
[Redacted]

Alternate Mobile Number (Parent's/Guardian's)
[Redacted]

Religion *
Select

Calendar: May 2023
Su Mo Tu We Th Fr Sa
30 1 2 3 4 5 6
7 8 9 10 11 12 13
14 15 16 17 18 19 20
21 22 23 24 25 26 27
28 29 30 31 1 2 3
Select

14. Enter citizenship, religion, alternate email and alternate mobile number.

Applicant's Registered Email * [Redacted]@gmail.com	Alternate Email Enter another Email
Registered Mobile Number * 94 [Redacted]	Alternate Mobile Number (Parent's/Guardian's) [Empty]
Are you citizen of India ? * Choose yes/no	Religion * Choose one from dropdown

15. Enter place of birth.

Place of Birth Details	
Village/Town/City * Lucknow	Country * India
State * Uttar Pradesh	District * Lucknow

16. Enter family details.

Family Details	
Mother's Name * HEMA RAI	Name of the Mother in Devanagari/Sanskrit * हेमा राय
Father's Name * MOHAN RAI	Name of the Father in Devanagari/Sanskrit * मोहन राय
Emergency Contact Number * 9455405435	Combined Family Income * Select

Mobile Number of Guardian/Parent cannot be same as your mobile number.

Family Details

Mother's Name *	HEMA RAI ✓	Name of the Mother in Devanagari/Sanskrit *	हेमा राय ✓
Father's Name *	MOHAN RAI ✓	Name of the Father in Devanagari/Sanskrit *	मोहन राय ✓
Emergency Contact Number *	9876543210 ✓	Combined Family Income *	Up to 5,00,000 ✓

17. Enter Previous CSU details, if any.

CSU registration details (if applicable)

Have you enrolled in CSU before? *
 Yes ✓

If yes then enter details as required

Please enter registration/enrollment number *

Name of School/Department/Faculty/College *

Programme registered in *

Year of Registration *
 Select

18. Choose Categories or Quota.

a. Choose PWD category, if applicable.

Other Category/Quota

Person with Benchmark Disabilities (PwBD) Category *

Select (ⓘ)

- Select
- Not Applicable
- Physical
- Visual
- Hearing
- Any other as defined by Govt of India
- Select

Single Girl Child Quota *
 Select

b. Choose Children / Widows of Armed Forces Personnel category, if applicable.

<p>Select</p> <p>Not Applicable</p> <p>Armed Forces Priority I</p> <p>Armed Forces Priority II</p> <p>Armed Forces Priority III</p> <p>Armed Forces Priority IV</p> <p>Armed Forces Priority V</p> <p>Armed Forces Priority VI</p> <p>Armed Forces Priority VII</p> <p>Armed Forces Priority VIII</p> <p>Armed Forces Priority IX</p> <p>Other</p>	
<p>Select</p>	<p>Single Girl Child Quota *</p> <p>Select</p>
<p>Sports Quota **</p> <p>Select</p>	

c. Choose Sports Quota, if applicable.

Other Category/Quota

<p>Person with Benchmark Disabilities (PwBD) Category *</p> <p>Not Applicable ✓</p>	
<p>Children/ Widows of Armed Forces Personnel *</p> <p>Not Applicable ✓</p>	<p>Single Girl Child Quota *</p> <p>No ✓</p>
<p>Sports Quota **</p> <p>Select !</p> <p>Select</p> <p>Yes</p> <p>No</p>	

d. If Sports Quota is applicable, then fill the following details.

Other Category/Quota

Person with Benchmark Disabilities (PwBD) Category *
Not Applicable ✓

Children/ Widows of Armed Forces Personnel *
Not Applicable ✓

Sports Quota **
Yes ✓

Level of Participation*
Select ⓘ
Level of Participation cannot be blank.

Single Girl Child Quota *
No ✓

Name of the Sports*
Select ⓘ
Select
Athletics
Badminton
Basketball
Boxing
Chess
Cricket
Football
Handball
Kabaddi
Kho-Kho
Other Sports
Shooting 10 Meter Air Pistol & 10 Meter Air Rifle
Table Tennis
Taekwondo
Volleyball

Address

Correspondence Address

Address *

Country *

Other Category/Quota

Person with Benchmark Disabilities (PwBD) Category *
Not Applicable ✓

Children/ Widows of Armed Forces Personnel *
Not Applicable ✓

Sports Quota **
Yes ✓

Level of Participation*
Select ⓘ
Select
International
National
State / Inter-Zonal
Zonal

Single Girl Child Quota *
No ✓

Name of the Sports*
Select ⓘ
Name of the Sports cannot be blank.

19. Fill Address details and then click Save and Next.

Address

Correspondence Address

Address * ✓

District * ✓

Country *
 India
 Afghanistan
 Aland Islands
 Albania
 Algeria

State *

Pincode *

District *

Address

Correspondence Address

Address * ✓

District * ✓

Country * x

City *

Permanent Address Click if Same As Correspondence Address

Address *

State *
 Andaman and Nicobar Islands
 Andhra Pradesh
 Arunachal Pradesh
 Assam
 Bihar

Address

Correspondence Address

Address * ✓

District * ✓

Country * x

City * ✓

Permanent Address Click if Same As Correspondence Address

Address *

Country *

City *

State * x

Pincode * ✓

District *

State *

Pin Code *

Address

Correspondence Address

Address * ✓ District * ✓

Country * x State * x

City * ✓ Pincode * ✓


Permanent Address Click if Same As Correspondence Address

Address * ✓ District * ✓

Country * x State * x

City * ✓ Pin Code * ✓

20. After clicking on save and next, preview page will be shown. After checking details, click on Update details if you want to update any details, or click on Proceed to Next.

 **Central Sanskrit University** 2023-24 **Samarth eGov**

Home Public Notice Prospectus University Website Programme Schedule Raj Kumar Rai ▾

Profile Details (1) Other Details (2) Uploads (3)

Profile Details

PERSONAL DETAILS	
Full Name of the Applicant : RAJ KUMAR RAI (राज कुमार राय)	Gender : Male
Date of Birth : 4 April 2004 Age as on : Jul 1, 2023: 19 Years 2 Month 28 Days	Category : OBC (Central List, Non Creamy)(Undertaking)
Religion : Hinduism	
Nationality: Indian	
Registered Email : samarth.teste01@gmail.com	Registered Mobile Number : 9455405435
Alternate Email : Not Provided	Alternate Mobile : Not Provided
Permanent Address : INDIRA NAGAR, LUCKNOW, LUCKNOW, Uttar Pradesh -226001, India	Correspondence Address : INDIRA NAGAR, LUCKNOW, LUCKNOW, Uttar Pradesh -226001, India

PLACE OF BIRTH DETAILS	
Village/Town/City : Lucknow	Country : India
State : Uttar Pradesh	District : Lucknow
CSU REGISTRATION DETAILS (IF APPLICABLE)	
Have you enrolled in CSU before? : No	Registration number : Not Provided
Name of CSU School/Department/Faculty/College : Not Provided	Programme registered in : Not Provided
FAMILY DETAILS	
Mother's Name : HEMA RAI Name of the Mother in Devanagari/Sanskrit: हेमा राय	Father's Name : MOHAN RAI Name of the Father in Devanagari/Sanskrit: मोहन राय
Emergency Contact Number : 9876543210	
Combined Family Income : Up to 5,00,000	
OTHER CATEGORY/QUOTA	
Person with Benchmark Disabilities (PwBD) Category : Not Applicable	
Children/ Widows of Armed Forces Personnel : Not Applicable	
Single Girl Child Quota : No	
Sports Quota No	

If you want to update any details then click here

[Update Details](#)

Click here

[Proceed to Next >](#)

[< Back to Dashboard](#)

21. After clicking on proceed to next, other details Page will be opened. Fill the language details, and click on Save and Next.

Profile Details (1)
Other Details (2)
Uploads (3)

Other Details

LANGUAGE	PROFICIENCY (READING/WRITING/SPEAKING)
English	<input checked="" type="checkbox"/> Reading <input checked="" type="checkbox"/> Writing <input type="checkbox"/> Speaking
Hindi	<input checked="" type="checkbox"/> Reading <input checked="" type="checkbox"/> Writing <input checked="" type="checkbox"/> Speaking
Other Language 1 <input type="text" value="Sanskrit"/>	<input checked="" type="checkbox"/> Reading <input checked="" type="checkbox"/> Writing <input type="checkbox"/> Speaking
Other Language 2 <input type="text" value="Bengali"/>	<input type="checkbox"/> Reading <input type="checkbox"/> Writing <input checked="" type="checkbox"/> Speaking

Click here

[Save and Next](#)

22. After clicking on save and next, Preview of other details will be shown, then click update details or proceed to next according to your need.

Other Details Saved Successfully

Profile Details (1) Other Details (2) Uploads (3)

Other Details

Language	Proficiency (Reading/Writing/Speaking)
English	Reading Writing
Hindi	Reading Writing Speaking
Sanskrit	Reading Writing
Bengali	Speaking

Click here

< Back to Profile Details Update Details Proceed to Next >

23. After proceed to next, Uploads page will be opened. Upload required files and click on Submit and Lock.

Profile Details (1) Other Details (2) Uploads (3)

Uploads

Instruction for Uploading Image/Photo of Document, Certificate, Marksheet and Signature

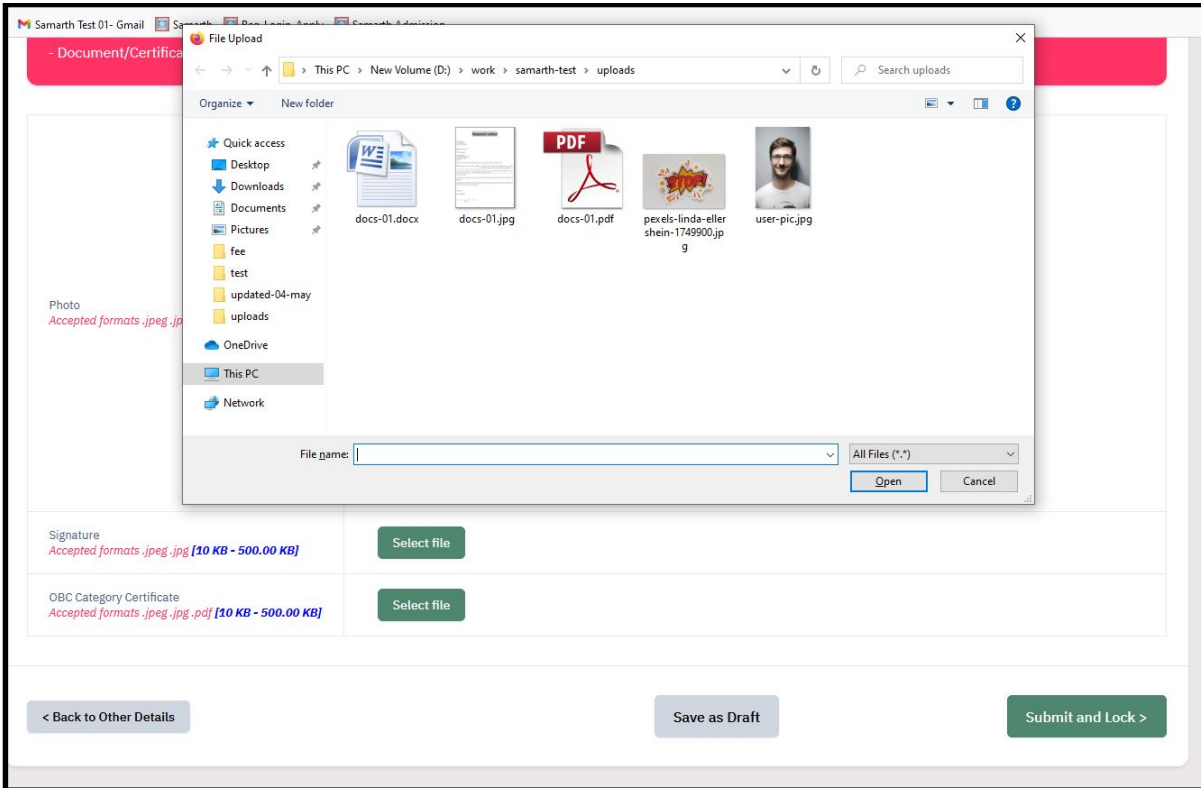
- Digital Photo and Signature are required in .jpg or .jpeg image format.
- File size of digital photo must be within 10kb to 500.00 KB limit.
- Document/Certificate/Marksheet related size of digital photo must be within 10kb to 500.00 KB limit.

Photo Accepted formats .jpeg .jpg [10 KB - 500.00 KB]	Select file	Upload as per required
Signature Accepted formats .jpeg .jpg [10 KB - 500.00 KB]	Select file	
OBC Category Certificate Accepted formats .jpeg .jpg .pdf [10 KB - 500.00 KB]	Select file	

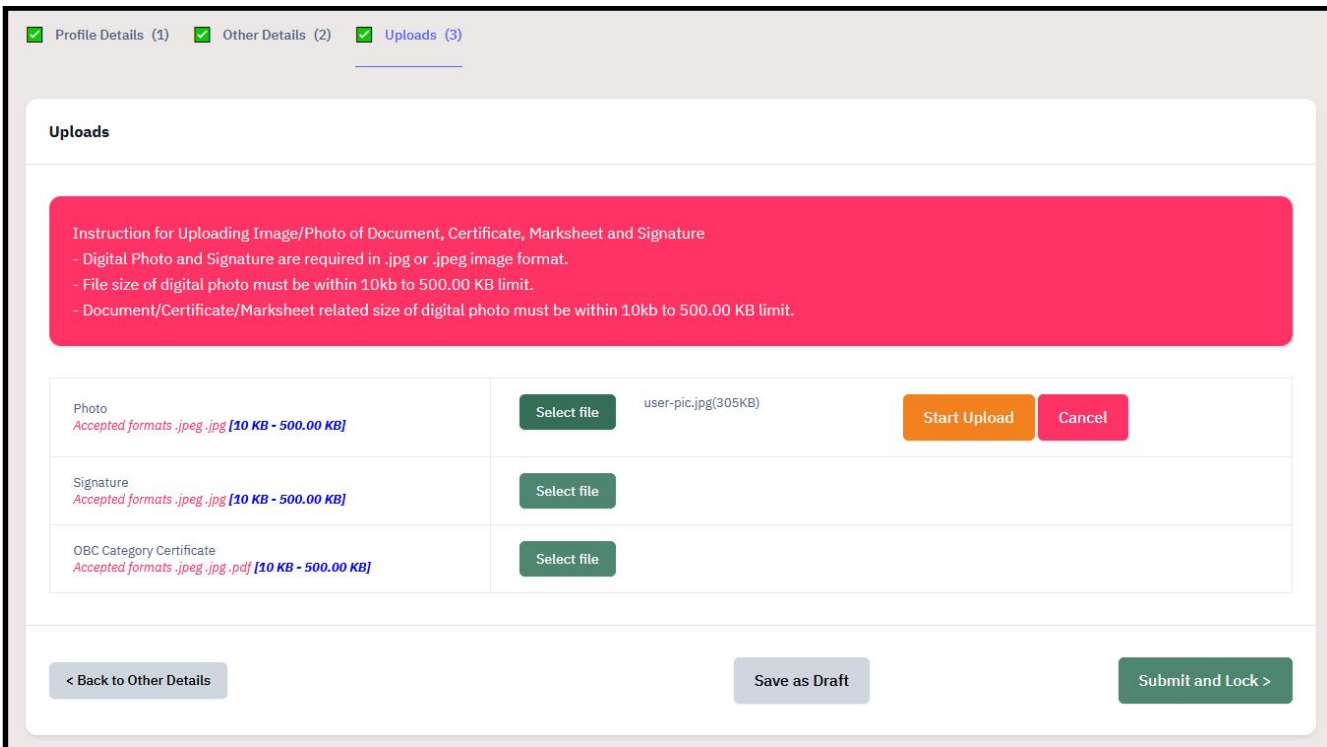
< Back to Other Details Save as Draft Submit and Lock >

24. Procedure to upload files –




- a. Click on Select file, choose file from window and click Open.



- b. Now click on Start Upload.




c. Upload all the files in the same way.

Photo <i>Accepted formats .jpeg, .jpg [10 KB - 500.00 KB]</i>	Select file		Delete
Signature <i>Accepted formats .jpeg, .jpg [10 KB - 500.00 KB]</i>	Select file		Delete
OBC Category Certificate <i>Accepted formats .jpeg, .jpg, .pdf [10 KB - 500.00 KB]</i>	Select file		Delete

[< Back to Other Details](#) [Save as Draft](#) [Submit and Lock >](#)

d. Check the box and click on Confirm and Lock if details are correct.

 **Samarth eGov**

Home Public Notice Prospe...

Raj Kumar Rai ▾

Submit and Lock Profile Details

This is an important step. Please ensure that you have verified the profile details for correctness. No modification will be allowed after this step.

Click on **"Confirm and Lock"** if you are sure to proceed, else click on **"Cancel"** to go back to the last viewed page.

I do hereby declare that all the statement made in the profile details are true, complete and correct to the best of my knowledge and belief. I am duly aware that in the event of any particulars or information furnished by me is found to be false/incorrect/incomplete or if I am found indulging in some unlawful act at any time during the course period, my candidature is liable to be summarily rejected/cancelled.


[Cancel](#) OR [Confirm and Lock](#)

Profile Details (1) Other Det...

Uploads

Instruction for Uploading Image/Photo of Document, Certificate, Marksheet and Signature

- Digital Photo and Signature are required in .jpg or .jpeg image format.
- File size of digital photo must be within 10kb to 500.00 KB limit.
- Document/Certificate/Marksheet related size of digital photo must be within 10kb to 500.00 KB limit.

Photo <i>Accepted formats .jpeg, .jpg [10 KB - 500.00 KB]</i>	Select file		Delete
--	-------------	--	--------

The screenshot shows a web interface with a dark red header containing the Samarth eGov logo and the user name 'Raj Kumar Rai'. A white dialog box is centered on the screen with the title 'Submit and Lock Profile Details'. The dialog contains the following text: 'This is an important step. Please ensure that you have verified the profile details for correctness. No modification will be allowed after this step.' Below this, it says 'Click on "Confirm and Lock" if you are sure to proceed, else click on "Cancel" to go back to the last viewed page.' A green checkmark is next to a declaration: 'I do hereby declare that all the statement made in the profile details are true, complete and correct to the best of my knowledge and belief. I am duly aware that in the event of any particulars or information furnished by me is found to be false/incorrect/incomplete or if i am found indulging in some unlawful act at any time during the course period, my candidature is liable to be summarily rejected/cancelled.' At the bottom of the dialog are three buttons: 'Cancel' (red), 'OR', and 'Confirm and Lock' (green). In the background, a navigation menu includes 'Home', 'Public Notice', and 'Prospect'. Below the dialog, a red box contains instructions for uploading images: 'Instruction for Uploading Image/Photo of Document, Certificate, Marksheet and Signature', '- Digital Photo and Signature are required in .jpg or .jpeg image format.', '- File size of digital photo must be within 10kb to 500.00 KB limit.', and '- Document/Certificate/Marksheet related size of digital photo must be within 10kb to 500.00 KB limit.'

25. After confirm and lock, you will be redirected to Programme details page.

The screenshot shows the 'Programme Selection' page. At the top, a green banner displays the message 'Profile Submitted successfully. You can now apply for programmes.' Below this is a breadcrumb trail: 'Programme Selection (1) Personal Details (2) Academic Details (3) Other Details (4) Uploads (5) Preview (6) Payments (7)'. The main content area is titled 'Select the Programme you want to apply'. It features a 'Programme Level' dropdown menu with 'Select' as the current option. Below this is a 'Programme *' field, which is currently empty. The 'Study Centre/OU *' dropdown menu also has 'Select' as the current option. A red error message below the dropdown reads 'Study Centre/OU cannot be blank.' At the bottom left of the page, there is a 'Home' button.

26. To choose Prak Shastri, First choose Programme Level – Diploma Programme.

Programme Selection (1) Personal Details (2) Academic Details (3) Other Details (4) Uploads (5) Preview (6) Payments (7)

Select the Programme you want to apply

Programme Level

Select

For Prak Shastri choose this

Select

- CERTIFICATE Programmes
- DIPLOMA Programmes
- BACHELOR (Under-Graduate Programmes)
- POST GRADUATE DIPLOMA Programmes
- MASTER (Post-Graduation Programmes)
- DOCTORAL (Ph.D Programmes)

Home

27. Choose the Programme PRAK SHASTRI.

Programme Selection (1) Personal Details (2) Academic Details (3) Other Details (4) Uploads (5) Preview (6) Payments (7)

Select the Programme you want to apply

Programme Level

DIPLOMA Programmes

Programme *

Select

Select

PRAK SHASTRI

Select

Study Centre/OU cannot be blank.

Select it.

Home

28. Choose the Organizational Unit and fill the other required details. After filling the details, click on Proceed.

Select the Programme you want to apply

Programme Level
DIPLOMA Programmes

Programme *
PRAK SHASTRI

Study Centre/OU *
Select
EKALAVYA CAMPUS
SHRI SADASHIV CAMPUS
RAJIV GANDHI CAMPUS
GURUVAYOOR CAMPUS

Home Proceed

Programme Selection (1) Personal Details (2) Academic Details (3) Other Details (4) Uploads (5) Preview (6) Payments (7)

Select the Programme you want to apply

Programme Level
Select

Programme *
PRAK SHASTRI

Study Centre/OU *
EKALAVYA CAMPUS

National Level Admission Test
Campus/Institute Entrance Test

Score Obtained on National Level Admission Test
89

National Level Admission Application No
1234567890

Click here

Home Proceed

29. After clicking on proceed, click on Update or Next.

You have started application for the programme PRAK SHASTRI. You need to pay the fee for the successful submission of application. ✕

PRAK SHASTRI

Programme Selection (1) Personal Details (2) Academic Details (3) Other Details (4) Uploads (5) Preview (6) Payments (7)

Programme Selection

Programme	Head Quarter/Regional Centre	National Level Admission Test(other than CUET), Score on National Level Admission Test	Status
PRAK SHASTRI	EKALAVYA CAMPUS	Campus/Institute Entrance Test(Score: 89) , Application No: 1234567890	Not Paid / Not Submitted

HomeUpdateNext

30. After clicking next, view the personal details and click next.

PRAK SHASTRI

Programme Selection (1) **Personal Details (2)** Academic Details (3) Other Details (4) Uploads (5) Preview (6) Payments (7)

Personal Details

PERSONAL DETAILS

Full Name of the Applicant : RAJ KUMAR RAI (राज कुमार राय)	Gender : Male
Date of Birth : 4 April 2004 Age as on : Jul 1, 2023: 19 Years 2 Month 28 Days	Category : OBC (Central List, Non Creamy) Certificate Number : 9876543210 Certificate Issuing Date : 2023-02-01
Religion : Hinduism	
Nationality: Indian	
Registered Email : samarth.teste01@gmail.com	Registered Mobile Number : 9455405435
Alternate Email : <i>Not Provided</i>	Alternate Mobile : <i>Not Provided</i>
Permanent Address : INDIRA NAGAR, LUCKNOW, LUCKNOW, Uttar Pradesh -226001, India	Correspondence Address : INDIRA NAGAR, LUCKNOW, LUCKNOW, Uttar Pradesh -226001, India
PLACE OF BIRTH DETAILS	
Village/Town/City : Lucknow	Country : India
State : Uttar Pradesh	District : Lucknow

CSU REGISTRATION DETAILS (IF APPLICABLE)	
Have you enrolled in CSU before? : No	Registration number : <i>Not Provided</i>
Name of CSU School/Department/Faculty/College : <i>Not Provided</i>	Programme registered in : <i>Not Provided</i>
FAMILY DETAILS	
Mother's Name : HEMA RAI Name of the Mother in Devanagari/Sanskrit: हेमा राय	Father's Name : MOHAN RAI Name of the Father in Devanagari/Sanskrit: मोहन राय
Emergency Contact Number : 9876543210	
Combined Family Income : Up to 5,00,000	
OTHER CATEGORY/QUOTA	
Person with Benchmark Disabilities (PwBD) Category : Not Applicable	
Children/ Widows of Armed Forces Personnel : Not Applicable	
Single Girl Child Quota : No	
Sports Quota No	
<div style="display: flex; justify-content: space-between; align-items: center;"> Previous Next </div>	

31. After clicking next, academic details page will be opened.

Select Applicable Eligibility Criteria (Read Information Bulletin for Eligibility Criteria)

Applicable Eligibility Criteria*

10th pass with 35 percentage

Qualification Details - X or Equivalent

Class X Result Status

Select

Class X Year of Passing*

Select

Class X Percentage (If your mark is in CGPA, please convert to equivalent percentage as per your CGPA score and CGPA Scale)*

0

Class X Name of the Institution*

Class X Board/University*

Class X Subject Combination*

Class X Division*

NA

Previous

Save and Next

32. Fill the details and click on Save and Next.

Qualification Details - X or Equivalent

Class X Result Status

Select ✓

Class X Year of Passing *

Select
Passed
Appeared/Appearing

Class X Percentage (If your mark is in CGPA, please convert to equivalent percentage as per your CGPA score and CGPA Scale) *

0 ✓

Class X Name of the Institution *

Class X Board/University *

Qualification Details - X or Equivalent

Class X Result Status

Passed ✓

Class X Year of Passing *

2022 ✓

Class X Percentage (If your mark is in CGPA, please convert to equivalent percentage as per your CGPA score and CGPA Scale) *

85 ✓

Class X Name of the Institution *

GOVERNMENT INTERMEDIATE COLLEGE ✓

Class X Board/University *

BOARD OF HIGH SCHOOL AND INTERMEDIATE ✓

Class X Subject Combination *

HINDI, ENGLISH, MATHEMATICS, SCIENCE,
SOCIAL SCIENCE, SANSKRIT ✓

Class X Division *

1 ✓

Previous

Save and Next

33. After clicking on save and next, preview the academic details and then click on Next.

Academics Details saved successfully.



PRAK SHASTRI

Programme Selection (1) Personal Details (2) Academic Details (3) Other Details (4) Uploads (5) Preview (6) Payments (7)

Selected Eligibility Criteria

- 10th pass with 35 percentage

Qualification Details - X or Equivalent

Class X Year of Passing	2022
Class X Percentage (If your mark is in CGPA, please convert to equivalent percentage as per your CGPA score and CGPA Scale)	85.00
Class X Name of the Institution	GOVERNMENT INTERMEDIATE COLLEGE
Class X Board/University	BOARD OF HIGH SCHOOL AND INTERMEDIATE EDUCATION, PRAYAGRA:
Class X Subject Combination	HINDI, ENGLISH, MATHEMATICS, SCIENCE, SOCIAL SCIENCE, SANSKRIT
Class X Division	1

Previous

Update

Next

34. After clicking on Next, preview the other details and click on Next.

Other Details

Language	Proficiency (Reading/Writing/Speaking)
English	Reading Writing
Hindi	Reading Writing Speaking
Sanskrit	Reading Writing
Bengali	Speaking

Previous



Next

35. After clicking on next, upload the remaining documents and click on Preview.

Uploads



Instruction for Uploading Image/Photo of Document, Certificate, Marksheet and Signature

- Digital Photo and Signature are required in .jpg or .jpeg image format.
- File size of digital photo must be within 10kb to 500.00 KB limit.
- Document/Certificate/Marksheet related size of digital photo must be within 10kb to 500.00 KB limit.

<p>Photo <i>Accepted formats .jpeg .jpg [10 KB - 500.00 KB]</i></p>	
<p>Signature <i>Accepted formats .jpeg .jpg [10 KB - 500.00 KB]</i></p>	
<p>OBC Category Certificate <i>Accepted formats .jpeg .jpg .pdf [10 KB - 500.00 KB]</i></p>	<p>View File</p>
<p>Class X (Scan both marksheet and certificate in a single file and upload) <i>Accepted formats .jpeg .jpg .pdf [10 KB - 500.00 KB]</i></p>	<p>Select file</p>
<p>National Level Admission Test Certificate (Campus/Institute Entrance Test, Score Obtained: 89) <i>Accepted formats .jpeg .jpg .pdf [10 KB - 500.00 KB]</i></p>	<p>Select file</p>

[Previous](#)

[Preview](#)

Photo <i>Accepted formats .jpeg .jpg [10 KB - 500.00 KB]</i>	
Signature <i>Accepted formats .jpeg .jpg [10 KB - 500.00 KB]</i>	
OBC Category Certificate <i>Accepted formats .jpeg .jpg .pdf [10 KB - 500.00 KB]</i>	View File
Class X (Scan both marksheet and certificate in a single file and upload) <i>Accepted formats .jpeg .jpg .pdf [10 KB - 500.00 KB]</i>	Select file 👁 Delete
National Level Admission Test Certificate (Campus/Institute Entrance Test, Score Obtained: 89) <i>Accepted formats .jpeg .jpg .pdf [10 KB - 500.00 KB]</i>	Select file 👁 Delete

Click here
↖


[Previous](#)
[Preview](#)

36. After clicking on Preview, preview page will be opened, view and click on submit.

PRAK SHASTRI



Programme Selection (1) Personal Details (2) Academic Details (3) Other Details (4) Uploads (5) ✔ Preview (6) Payments (7)

Preview



Central Sanskrit University
PRAK SHASTRI

National Level Admission Test(other than CUET): Campus/Institute Entrance Test
Score Obtained 89, Application No: 1234567890
Head Quarter/Regional Centre EKKALAVYA CAMPUS

TRANSACTION DETAILS	
Payment Status : Not Paid / Not Submitted	Payment Date :
Transaction ID :	Amount

PERSONAL DETAILS	
Full Name of the Applicant : RAJ KUMAR RAI (राज कुमार राय)	Gender : Male
Date of Birth : 4 April 2004 Age as on : Jul 1, 2023: 19 Years 2 Month 28 Days	Category : OBC (Central List, Non Creamy) Certificate Number : 9876543210 Certificate Issuing Date : 2023-02-01
Religion : Hinduism	
Nationality: Indian	

DOCUMENT	UPLOAD STATUS
Photo	Uploaded
Signature	Uploaded
OBC Category Certificate	Uploaded
Class X (Scan both marksheet and certificate in a single file and upload)	Uploaded
National Level Admission Test Certificate (Campus/Institute Entrance Test, Score Obtained: 89)	Uploaded

Form Declaration

"I do hereby declare that all the statement made in the application are true, complete and correct to the best of my knowledge and belief. I am duly aware that in the event of any particulars or information furnished by me is found to be false/incorrect/incomplete or if i am found indulging in some unlawful act at any time during the course period, my candidature is liable to be summarily rejected/cancelled."Additionally undertaking for students whose results are awaited: "I, having been permitted to be provisionally admitted to University hereby undertake to produce the proof of having successfully qualified in the final qualifying examination with requisite percentage of marks if failing, I shall forthwith vacate the seat and shall have no claim for refund of fees already paid."

Previous Submit

Click here

37. After submit, you will be redirected to home page. Click on submit application.

Central Sanskrit University
2023-24

Samarth eGov

Home
Public Notice
Prospectus
University Website
Programme Schedule

Q

Raj Kumar Rai ▾

Form Status

- ✓ Registration
- ✓ Fill Profile Details
- Select Programme/s
- Payments

Quick Links

- Change Registered Email
- Change Registered Mobile Number

Welcome to Central Sanskrit University

Dear Raj Kumar Rai!

Your profile details have been successfully submitted and locked. You can now select programme/s after satisfying their minimum eligibility criteria.

Apply Now

Programme Applications

FORM NUMBER	PROGRAMME	STATUS	ACTION	RECEIPTS
TEMP2300015 [Temporary]	PRAK SHASTRI	Not Paid / Not Submitted	Submit Application	

Click here

38. Click on next.

PRAK SHASTRI

Programme Selection (1)
 [Personal Details \(2\)](#)
[Academic Details \(3\)](#)
[Other Details \(4\)](#)
[Uploads \(5\)](#)
[Preview \(6\)](#)
[Payments \(7\)](#)

Programme Selection

Programme	Head Quarter/Regional Centre	National Level Admission Test(other than CUET), Score on National Level Admission Test	Status
PRAK SHASTRI	EKALAVYA CAMPUS	Campus/Institute Entrance Test(Score: 89) , Application No: 1234567890	Not Paid / Not Submitted

[Home](#)
If want to update then Click
[Update](#)
Click here
[Next](#)

39. Click next.

PRAK SHASTRI

[Programme Selection \(1\)](#)
 Personal Details (2)
[Academic Details \(3\)](#)
[Other Details \(4\)](#)
[Uploads \(5\)](#)
[Preview \(6\)](#)
[Payments \(7\)](#)

Personal Details

PERSONAL DETAILS	
Full Name of the Applicant : RAJ KUMAR RAI (राज कुमार राय)	Gender : Male
Date of Birth : 4 April 2004 Age as on : Jul 1, 2023: 19 Years 2 Month 28 Days	Category : OBC (Central List, Non Creamy) Certificate Number : 9876543210 Certificate Issuing Date : 2023-02-01
Religion : Hinduism	
Nationality: Indian	
Registered Email : samarth.testar.01@gmail.com	Registered Mobile Number : 9455405435
Alternate Email : <i>Not Provided</i>	Alternate Mobile : <i>Not Provided</i>
Permanent Address : INDIRA NAGAR, LUCKNOW, LUCKNOW, Uttar Pradesh -226001, India	Correspondence Address : INDIRA NAGAR, LUCKNOW, LUCKNOW, Uttar Pradesh -226001, India
PLACE OF BIRTH DETAILS	
Village/Town/City : Lucknow	Country : India
State : Uttar Pradesh	District : Lucknow

CSU REGISTRATION DETAILS (IF APPLICABLE)	
Have you enrolled in CSU before? : No	Registration number : <i>Not Provided</i>
Name of CSU School/Department/Faculty/College : <i>Not Provided</i>	Programme registered in : <i>Not Provided</i>
FAMILY DETAILS	
Mother's Name : HEMA RAI Name of the Mother in Devanagari/Sanskrit: हेमा राय	Father's Name : MOHAN RAI Name of the Father in Devanagari/Sanskrit: मोहन राय
Emergency Contact Number : 9876543210	
Combined Family Income : Up to 5,00,000	
OTHER CATEGORY/QUOTA	
Person with Benchmark Disabilities (PwBD) Category : Not Applicable	
Children/ Widows of Armed Forces Personnel : Not Applicable	
Single Girl Child Quota : No	<div style="border: 1px solid black; background-color: orange; padding: 5px; display: inline-block;">Click here</div>
Sports Quota No	
<div style="display: flex; justify-content: space-between; width: 100%;"> Previous Next </div>	

40. Fill again the percentage and division and click on save and next.

Select Applicable Eligibility Criteria (Read Information Bulletin for Eligibility Criteria)

Applicable Eligibility Criteria *

10th pass with 35 percentage

Qualification Details - X or Equivalent

Class X Result Status

Passed

Class X Year of Passing *

2022

Class X Percentage (If your mark is in CGPA, please convert to equivalent percentage as per your CGPA score and CGPA Scale) *

Enter 10th percentage

Class X Percentage (If your mark is in CGPA, please convert to equivalent percentage as per your CGPA score and CGPA Scale) cannot be blank.

Class X Name of the Institution *

GOVERNMENT INTERMEDIATE COLLEGE

Class X Board/University *

BOARD OF HIGH SCHOOL AND INTERMEDIATE ED

Class X Subject Combination *

HINDI, ENGLISH, MATHEMATICS, SCIENCE,
SOCIAL SCIENCE, SANSKRIT

Class X Division *

Enter 10th division

Class X Division cannot be blank.

Select Applicable Eligibility Criteria (Read Information Bulletin for Eligibility Criteria)

Applicable Eligibility Criteria*

10th pass with 35 percentage

Qualification Details - X or Equivalent

Class X Result Status

Passed

Class X Year of Passing *

2022

Class X Percentage (If your mark is in CGPA, please convert to equivalent percentage as per your CGPA score and CGPA Scale) *

85

Class X Name of the Institution *

GOVERNMENT INTERMEDIATE COLLEGE

Class X Board/University *

BOARD OF HIGH SCHOOL AND INTERMEDIATE ED

Class X Subject Combination *

HINDI, ENGLISH, MATHEMATICS, SCIENCE,
SOCIAL SCIENCE, SANSKRIT

Class X Division *

1

Previous

Save and Next

41. Click next.

Academics Details saved successfully. ✕

PRAK SHASTRI

Programme Selection (1) Personal Details (2) Academic Details (3) Other Details (4) Uploads (5) Preview (6) Payments (7)

Selected Eligibility Criteria

- 10th pass with 35 percentage

Qualification Details - X or Equivalent

Class X Year of Passing	2022
Class X Percentage (If your mark is in CGPA, please convert to equivalent percentage as per your CGPA score and CGPA Scale)	85.00
Class X Name of the Institution	GOVERNMENT INTERMEDIATE COLLEGE
Class X Board/University	BOARD OF HIGH SCHOOL AND INTERMEDIATE EDUCATION, PRAYAGRA:
Class X Subject Combination	HINDI, ENGLISH, MATHEMATICS, SCIENCE, SOCIAL SCIENCE, SANSKRIT
Class X Division	1

Previous Update **Next**

Click here

42. Click next.

PRAK SHASTRI

Programme Selection (1) Personal Details (2) Academic Details (3) Other Details (4) Uploads (5) Preview (6) Payments (7)

Other Details

Language	Proficiency (Reading/Writing/Speaking)
English	Reading Writing
Hindi	Reading Writing Speaking
Sanskrit	Reading Writing
Bengali	Speaking

Previous **Next**



Click here

43. Click preview.

Uploads

Instruction for Uploading Image/Photo of Document, Certificate, Marksheet and Signature

- Digital Photo and Signature are required in .jpg or .jpeg image format.
- File size of digital photo must be within 10kb to 500.00 KB limit.
- Document/Certificate/Marksheet related size of digital photo must be within 10kb to 500.00 KB limit.

<p>Photo Accepted formats .jpeg .jpg [10 KB - 500.00 KB]</p>		
<p>Signature Accepted formats .jpeg .jpg [10 KB - 500.00 KB]</p>		
<p>OBC Category Certificate Accepted formats .jpeg .jpg .pdf [10 KB - 500.00 KB]</p>		<p>View File</p>
<p>Class X (Scan both marksheet and certificate in a single file and upload) Accepted formats .jpeg .jpg .pdf [10 KB - 500.00 KB]</p>	<p>Select file</p>	<p>View File Delete</p>
<p>National Level Admission Test Certificate (Campus/Institute Entrance Test, Score Obtained: 89) Accepted formats .jpeg .jpg .pdf [10 KB - 500.00 KB]</p>	<p>Select file</p>	<p>View File Delete</p>

Previous

Preview

44. Click submit.

Preview



Central Sanskrit University
PRAK SHASTRI

National Level Admission Test(other than CUET): Campus/Institute Entrance Test
Score Obtained 89, Application No: 1234567890
Head Quarter/Regional Centre EKAVALYA CAMPUS



TRANSACTION DETAILS

Payment Status : Not Paid / Not Submitted

Payment Date :

Transaction ID :

Amount

PERSONAL DETAILS

Full Name of the Applicant : RAJ KUMAR RAI (राज कुमार राय)

Gender : Male

Date of Birth : 4 April 2004
Age as on : Jul 1, 2023: 19 Years 2 Month 28 Days

Category : OBC (Central List, Non Creamy)
Certificate Number : 9876543210
Certificate Issuing Date : 2023-02-01

Religion : Hinduism

Nationality: Indian

DOCUMENT

UPLOAD STATUS

Photo

Uploaded

Signature

Uploaded

OBC Category Certificate

Uploaded

Class X (Scan both marksheet and certificate in a single file and upload)

Uploaded

National Level Admission Test Certificate (Campus/Institute Entrance Test, Score Obtained: 89)

Uploaded

Form Declaration

"I do hereby declare that all the statement made in the application are true, complete and correct to the best of my knowledge and belief. I am duly aware that in the event of any particulars or information furnished by me is found to be false/incorrect/incomplete or if i am found indulging in some unlawful act at any time during the course period, my candidature is liable to be summarily rejected/cancelled." Additionally undertaking for students whose results are awaited: "I, having been permitted to be provisionally admitted to University hereby undertake to produce the proof of having successfully qualified in the final qualifying examination with requisite percentage of marks if failing, I shall forthwith vacate the seat and shall have no claim for refund of fees already paid."

Click here



Previous

Submit

45. After submit, payment page will be opened.

Programme Selection (1) Personal Details (2) Academic Details (3) Other Details (4) Uploads (5) Preview (6) **Payments (7)**

Verify Details

Name	Raj Kumar Rai
Gender	Male
Category	OBC (Central List, Non Creamy)
PwD Category	Not Applicable
Programme	PRAK SHASTRI
Amount To be Paid	1

VERIFY THE DETAILS BY CLICKING ON THE CHECKBOXES

- My Name is RAJ KUMAR RAI as per the Xth Marksheet/Certificate.
- My Date of Birth is 4-April-2004 as per the Xth Marksheet/Certificate.
- My Category is OBC (Central List, Non Creamy). Category changes claims will not be entertained in future
- My Gender is Male.
- My Mother name is HEMA RAI.
- Father's / Guardian's Name MOHAN RAI.
- My address for correspondence is correct, which is INDIRA NAGAR, LUCKNOW, LUCKNOW, Uttar Pradesh -226001, India
- I have rechecked all the information in the application form and upload fields.
- I have read all the guidelines and other related information about the admission.
- "I do hereby declare that all the statement made in the application are true, complete and correct to the best of my knowledge and belief. I am duly aware that in the event of any particulars or information furnished by me is found to be false/incorrect/incomplete or if i am found indulging in some unlawful act at any time during the course period, my candidature is liable to be summarily rejected/cancelled."Additionally undertaking for students whose results are awaited: "I, having been permitted to be provisionally admitted to University hereby undertake to produce the proof of having successfully qualified in the requisite percentage of marks if failing, I shall forthwith vacate the seat and shall have no claim for refund of fees already paid."

Click here

[Home](#) [Payment Gateway ICICI](#)

46. Check the boxes, and click on Payment Gateway ICICI.

eazypay | Search, View and Pay your

https://eazypay.icicibank.com/EazyPG?merchantid=374366&mandatory+fields=CJUBh%2BRRS5Pz2zebbRt1FINpggP4qM8QNjH7MmuN6yMizOXt1RTgUk2tL9xmQ2uX7zj%2BjOj3qAlsoLwitpskQzpk

CSU-Delhi Samarth eGov Samarth Docs Samarth Test 01- Gmail Samarth Reg-Login-Apply Samarth Admission

eazypay

Merchant : CENTRAL SANSKRIT UNIVERSITY
06/05/2023 16:05:650

Payment Mode

Choose one method to pay

RTGS / NEFT	Transaction ID	230506148805299
Net Banking	Amount	100
Debit Card	Convenience Fee	100
Credit Card	GST	000
UPI	TOTAL AMOUNT	100

Mobile No : Optional Email ID : Optional

Payer Name : Optional VPA : Mandatory

*Please provide the mobile number for transaction communication & viewing transaction history.

VPA QR Code

[Proceed Now](#) [Cancel](#)

If you want to pay through UPI no then choose it. Enter your UPI no and click proceed now

If you want to pay through QR Code then choose it and click proceed now

47. After payment, print form.

Your payment has been successfully received. ✕

Form Status

- ✔ Registration
- ✔ Fill Profile Details
- Select Programme/s
- Payments

Quick Links

- Change Registered Email
- Change Registered Mobile Number

Profile Select Programme Payments

Welcome to Central Sanskrit University

Dear Raj Kumar Rai!

Your profile details have been successfully submitted and locked. You can now select programme/s after satisfying their minimum eligibility criteria.

[Apply Now](#)

Programme Applications

FORM NUMBER	PROGRAMME	STATUS	ACTION	RECEIPTS
CSU2300015	PRAK SHASTRI	Application Submitted		Print Form

48. Print slip.

My Transactions

# All ▼	ACTION	ORDER NUMBER [ALIAS REFERENCE NUMBER]	FINAL PAYMENT STATUS All ▼	TRANSACTION PAYLOAD DETAILS	TRANSACTION FEE DETAILS
10	Check Payment	28 [JAN202324XREGX28]	Failure	Transaction Type: REGISTRATION Programme: PS : PRAK SHASTRI Service Reference No: 2300015 Gateway: ICICI Bank Response: NotInitiated [NotInitiated]	Amount:1.00 Transaction ID:NA Transaction Date:0000-00-00 00:00:00
11	Check Payment	29 [JAN202324XREGX29]	Failure	Transaction Type: REGISTRATION Programme: PS : PRAK SHASTRI Service Reference No: 2300015 Gateway: ICICI Bank Response: NotInitiated [NotInitiated]	Amount:1.00 Transaction ID:NA Transaction Date:0000-00-00 00:00:00
12	Check Payment	30 [JAN202324XREGX30]	Failure	Transaction Type: REGISTRATION Programme: PS : PRAK SHASTRI Service Reference No: 2300015 Gateway: ICICI Bank Response: NotInitiated [NotInitiated]	Amount:1.00 Transaction ID:NA Transaction Date:0000-00-00 00:00:00
13	Verified and Updated. Print Registration Slip	31 [JAN202324XREGX31]	Success	Transaction Type: REGISTRATION Programme: PS : PRAK SHASTRI Service Reference No: 2300015 Gateway: ICICI Bank Response: E000 []	Amount:1.00 Transaction ID:230506148805299 Transaction Date:2023-05-06 16:47:05

Note: Once the successful registration is done by the applicant, the list of applicants will be sent to the concerned institution.

Final admission will be opened for payment after institution level counseling. After filling the applicant specified amount the admission will be confirmed.